

KDS 3-PMT - PCB terminal block



1780028

<https://www.phoenixcontact.com/in/products/1780028>

Please be informed that the data shown in this PDF document is generated from our Online Catalog. Please find the complete data in the user documentation. Our General Terms of Use for Downloads are valid.



PCB terminal block, nominal current: 13.5 A, rated voltage (III/2): 320 V, nominal cross section: 2.5 mm², number of potentials: 1, number of rows: 1, number of positions per row: 1, product range: KDS 3-PMT, pitch: 5.08 mm, connection method: Screw connection with tension sleeve, screw head form: L Slotted, mounting: Wave soldering, conductor/PCB connection direction: 0 °, color: green, Pin layout: Linear pinning, Solder pin [P]: 3.5 mm, number of solder pins per potential: 2, type of packaging: packed in cardboard. The article can be aligned to create different nos. of positions!

Your advantages

- Well-known connection principle allows worldwide use
- Low temperature rise, thanks to maximum contact force
- Allows connection of two conductors
- Quick and convenient testing using integrated test option
- Color-coded isolating plugs for easy circuit disconnection
- Two solder pins reduce the mechanical strain on the soldering spots
- The latching on the side enables various numbers of positions to be combined

Commercial Data

Item number	1780028
Packing unit	50 pc
Minimum order quantity	50 pc
Sales Key	AAM
Product Key	AAMQBB
Catalog Page	Page 117 (C-1-2013)
GTIN	4017918040710
Weight per Piece (including packing)	5.366 g
Weight per Piece (excluding packing)	5.366 g
Customs tariff number	85369010
Country of origin	PL

KDS 3-PMT - PCB terminal block

1780028

<https://www.phoenixcontact.com/in/products/1780028>



Technical Data

Product properties

Type	PC terminal block, can be aligned+disconnect terminal block
Product line	COMBICON Terminals M
Product type	Printed circuit board terminal
Product family	KDS 3-PMT
Number of positions	1
Pitch	5.08 mm
Number of connections	1
Number of rows	1
Number of potentials	1
Pin layout	Linear pinning
Solder pins per potential	2

Electrical properties

Nominal current I_N	13.5 A
Nominal voltage U_N	320 V
Degree of pollution	3
Rated voltage (III/3)	320 V
Rated surge voltage (III/3)	4 kV
Rated voltage (III/2)	320 V
Rated surge voltage (III/2)	4 kV
Rated voltage (II/2)	630 V
Rated surge voltage (II/2)	4 kV

Connection data

Connection technology

Type	PC terminal block, can be aligned+disconnect terminal block
Nominal cross section	2.5 mm ²

Conductor connection

Connection method	Screw connection with tension sleeve
Conductor cross section rigid	0.2 mm ² ... 4 mm ²
Conductor cross section flexible	0.2 mm ² ... 2.5 mm ²
Conductor cross section AWG	24 ... 12
Conductor cross section flexible, with ferrule without plastic sleeve	0.25 mm ² ... 1.5 mm ²
Conductor cross section, flexible, with ferrule, with plastic sleeve	0.25 mm ² ... 1.5 mm ²
2 conductors with same cross section, solid	0.2 mm ² ... 1 mm ²
2 conductors with same cross section, flexible	0.2 mm ² ... 1 mm ²
2 conductors with same cross section, flexible, with ferrule without plastic sleeve	0.25 mm ² ... 0.75 mm ²
2 conductors with the same cross section, flexible, with TWIN	0.5 mm ² ... 1 mm ²

KDS 3-PMT - PCB terminal block



1780028

<https://www.phoenixcontact.com/in/products/1780028>

ferrule with plastic sleeve	
Stripping length	8 mm
Tightening torque	0.5 Nm ... 0.6 Nm

Mounting

Mounting type	Wave soldering
Pin layout	Linear pinning
Drive form screw head	Slotted (L)
Drive form screw head	Slotted (L)

Material specifications

Material data - contact

Note	WEEE/RoHS-compliant, free of whiskers according to IEC 60068-2-82/JEDEC JESD 201
Contact material	Cu alloy
Metal surface terminal point (top layer)	Tin (5 - 7 µm Sn)
Metal surface soldering area (top layer)	Tin (5 - 7 µm Sn)

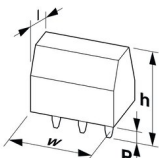
Material data - housing

Color (Housing)	green (6021)
Insulating material	PA
Insulating material group	I
CTI according to IEC 60112	600
Flammability rating according to UL 94	V2

Material data – actuating element

Color ()	()
----------	----

Dimensions

Dimensional drawing	
Pitch	5.08 mm
Width [w]	5.08 mm
Height [h]	40.5 mm
Length [l]	27 mm
Installed height	36 mm
Solder pin length [P]	3.5 mm

Electrical tests

Air clearances and creepage distances |

Specification	IEC 60947-1:2007-06 + A1:2010-12 + A2:2014-09
---------------	---

KDS 3-PMT - PCB terminal block



1780028

<https://www.phoenixcontact.com/in/products/1780028>

Insulating material group	I
Comparative tracking index (IEC 60112)	CTI 600
Rated insulation voltage (III/3)	320 V
Rated surge voltage (III/3)	4 kV
minimum clearance value - non-homogenous field (III/3)	3 mm
minimum creepage distance (III/3)	4 mm
Rated insulation voltage (III/2)	320 V
Rated surge voltage (III/2)	4 kV
minimum clearance value - non-homogenous field (III/2)	3 mm
minimum creepage distance (III/2)	3 mm
Rated insulation voltage (II/2)	630 V
Rated surge voltage (II/2)	4 kV
minimum clearance value - non-homogenous field (II/2)	3 mm
minimum creepage distance (II/2)	3.2 mm

Environmental and real-life conditions

Ambient conditions

Ambient temperature (operation)	-40 °C ... 100 °C (Depending on the current carrying capacity/derating curve)
Ambient temperature (storage/transport)	-40 °C ... 70 °C
Relative humidity (storage/transport)	30 % ... 70 %
Ambient temperature (assembly)	-5 °C ... 100 °C

Packaging specifications

Type of packaging	packed in cardboard
-------------------	---------------------

KDS 3-PMT - PCB terminal block

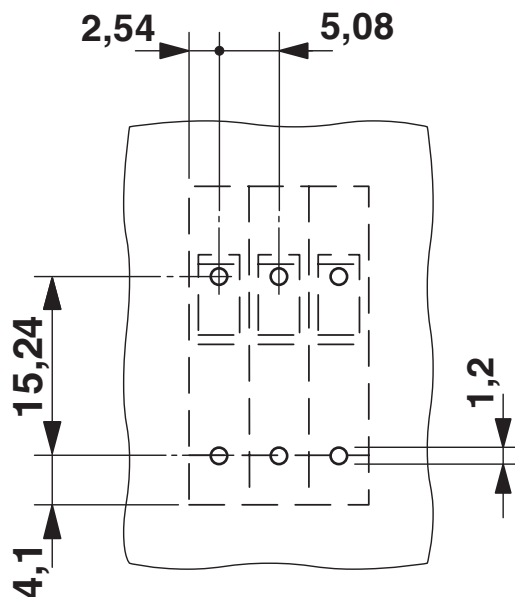
1780028

<https://www.phoenixcontact.com/in/products/1780028>

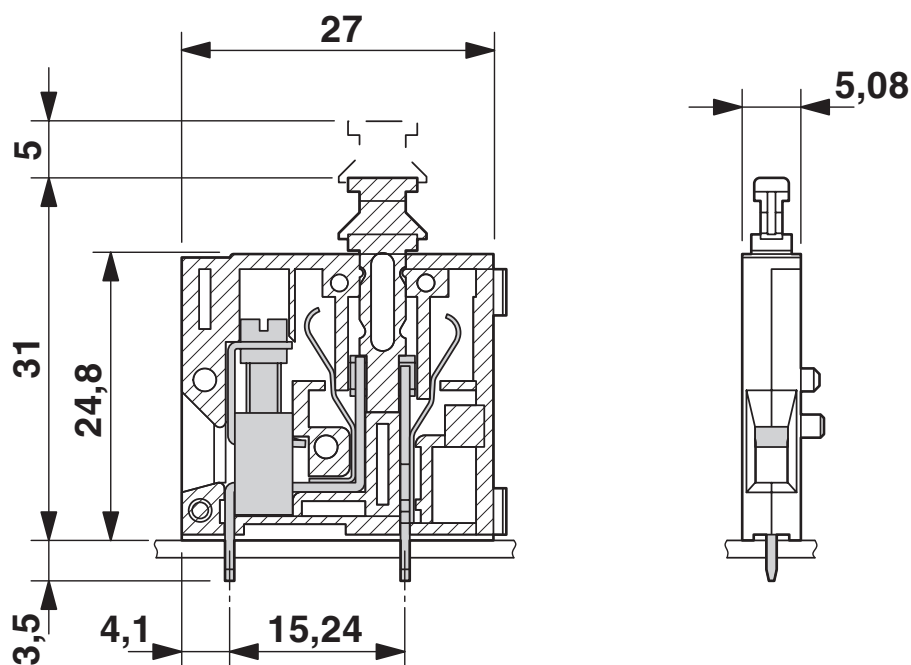


Drawings

Drilling plan/solder pad geometry



Dimensional drawing




KDS 3-PMT - PCB terminal block


1780028


<https://www.phoenixcontact.com/in/products/1780028>




Approvals

	UL Recognized			
	Approval ID: FILE E 60425			
		Nominal Voltage U_N	Nominal Current I_N	Cross Section AWG
		250 V	15 A	28 - 12
		300 V	10 A	28 - 12
				Cross Section mm ²
				-
				-

	EAC			
	Approval ID: B.01687			

	IECEE CB Scheme			
	Approval ID: DE1-66663			
		Nominal Voltage U_N	Nominal Current I_N	Cross Section AWG
		320 V	15 A	-
				Cross Section mm ²
				0.2 - 4

	VDE Zeichengenehmigung			
	Approval ID: 40055565			
		Nominal Voltage U_N	Nominal Current I_N	Cross Section AWG
		320 V	15 A	-
				Cross Section mm ²
				0.2 - 4

KDS 3-PMT - PCB terminal block

1780028

<https://www.phoenixcontact.com/in/products/1780028>



Classifications

ECLASS

ECLASS-11.0	27460101
ECLASS-12.0	27460101
ECLASS-13.0	27460101

ETIM

ETIM 8.0	EC002643
----------	----------

UNSPSC

UNSPSC 21.0	39121400
-------------	----------

KDS 3-PMT - PCB terminal block



1780028

<https://www.phoenixcontact.com/in/products/1780028>

Environmental Product Compliance

China RoHS	Environmentally friendly use period: unlimited = EFUP-e
	No hazardous substances above threshold values

KDS 3-PMT - PCB terminal block

1780028

<https://www.phoenixcontact.com/in/products/1780028>



Accessories

RZ 2,54 - Pitch spacer

1780044

<https://www.phoenixcontact.com/in/products/1780044>



Pitch spacer, raises the pitch by 2.54 mm, interlocks with terminal block of the same shape, color: green

RPS - Reducing plug

0201647

<https://www.phoenixcontact.com/in/products/0201647>



Reducing plug, number of positions: 1, fuse type: , mounting type: , , color: gray

KDS 3-PMT - PCB terminal block

1780028

<https://www.phoenixcontact.com/in/products/1780028>



SZG 0,6X3,5 VDE - Screwdriver

1205121

<https://www.phoenixcontact.com/in/products/1205121>



Screwdriver, slot-headed, graded, for test socket screws, size: 0.6 x 3.5 x 100 mm, 2-component grip, with non-slip grip

MPS-MT - Test plugs

0201744

<https://www.phoenixcontact.com/in/products/0201744>



Test plugs, with solder connection up to 1 mm² conductor cross section, number of positions: 1, fuse type: , mounting type: , , color: gray

KDS 3-PMT - PCB terminal block

1780028

<https://www.phoenixcontact.com/in/products/1780028>



BNB-ZB 5,LGS:FORTL.ZAHLEN - Marker pin Zack strip

1400201

<https://www.phoenixcontact.com/in/products/1400201>



Marker pin Zack strip, Strip, white, labeled, printed horizontally: consecutive numbers 1 ... 10, 11 ... 20, etc. up to 491 ... 500, mounting type: plug in, for terminal block width: 5 mm, lettering field size: 4 x 4 mm, Number of individual labels: 10

Phoenix Contact 2023 © - all rights reserved

<https://www.phoenixcontact.com>

PHOENIX CONTACT (I) Pvt. Ltd.

A-58/2, Okhla Industrial Area, Phase - II, New Delhi-110 020

+91.1275.71420

info@phoenixcontact.co.in